



STEEL FOLDING DOORS





The EAB manually or electrically operated folding doors of hot-galvanized steel maintain very high standards. This has been achieved thanks to the practised quality thinking, skill and know-how – based on long experience – throughout the whole process, from drawing to delivery and installation.

The EAB doors have a high-quality finish in every part or respect. The robust design with few movable parts and solid fittings is made for a long service life, requiring a minimum of maintenance. The door remains intact and withstands the toughest weather conditions. There is a choice of 2-, 3-, 4- or 6-section doors, with inward or outward opening. With or without electrical operation.

Designed for do-it-yourself installation

All the EAB doors are designed for do-it-yourself installation. The simple and sophisticated design with detailed and clear installation instructions make it easy for you. But of course we provide this facility to be carried out by our skilled personnel. The great professional competence covers the whole process, from the hole in the wall to completed delivery of the door.

Have your door exactly the way you want it

In-house production offers a wide range of door designs. At EAB we find it natural to offer our customers a wide range of options to choose from, such as window height, number of rows of glazing, number and

size of sections, colour etc. If you want total flexibility, then have a look in our brochure Designline.

EAB built to last.

Durability is a distinguishing characteristic of EAB. Our attention to detail and quality thinking are part of everything we do from selecting material to manufacturing, delivery and assembly. Durability also includes the relationships we have with our customers, suppliers and employees.

- 1 · 6.0x6.0 m folding door, inside opening, electrically operated, radio controlled.
- 2 · 7.0x4.5 m, 6-sectioned folding door inside opening, colour red 93.



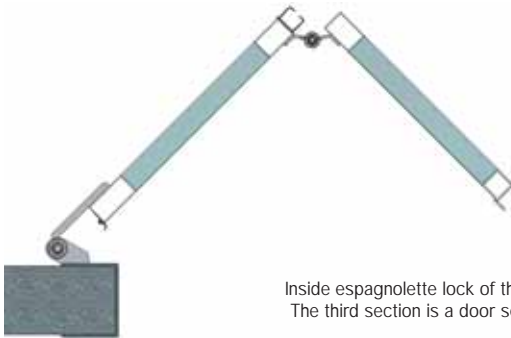
EAB · STEEL FOLDING DOORS



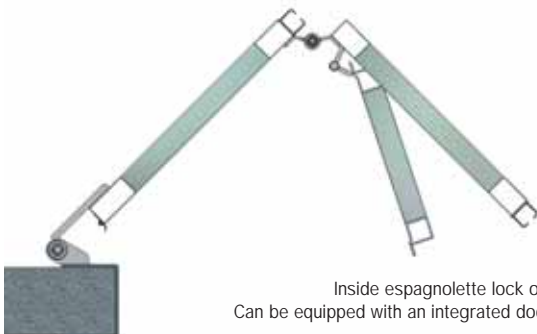
3-sectioned folding door with outward opening. Select the opening aperture wanted, 90 or 180°, when installing. For the above door 180° has been selected. Colour green 98.



The 3-section folding door is one of our most popular designs. The picture shows an inward opening design with a door section for pedestrians. Max size 3.3x3.3 m. Colour signal red 16.



Inside espagnolette lock of the two folding sections. The third section is a door section for pedestrians.



Inside espagnolette lock of all sections. Can be equipped with an integrated door section for pedestrians.



EAB · STEEL FOLDING DOORS



Folding door with an integrated door section for pedestrians. This not only saves floor and wall spaces but offers a convenient way through. Customer specific colour.

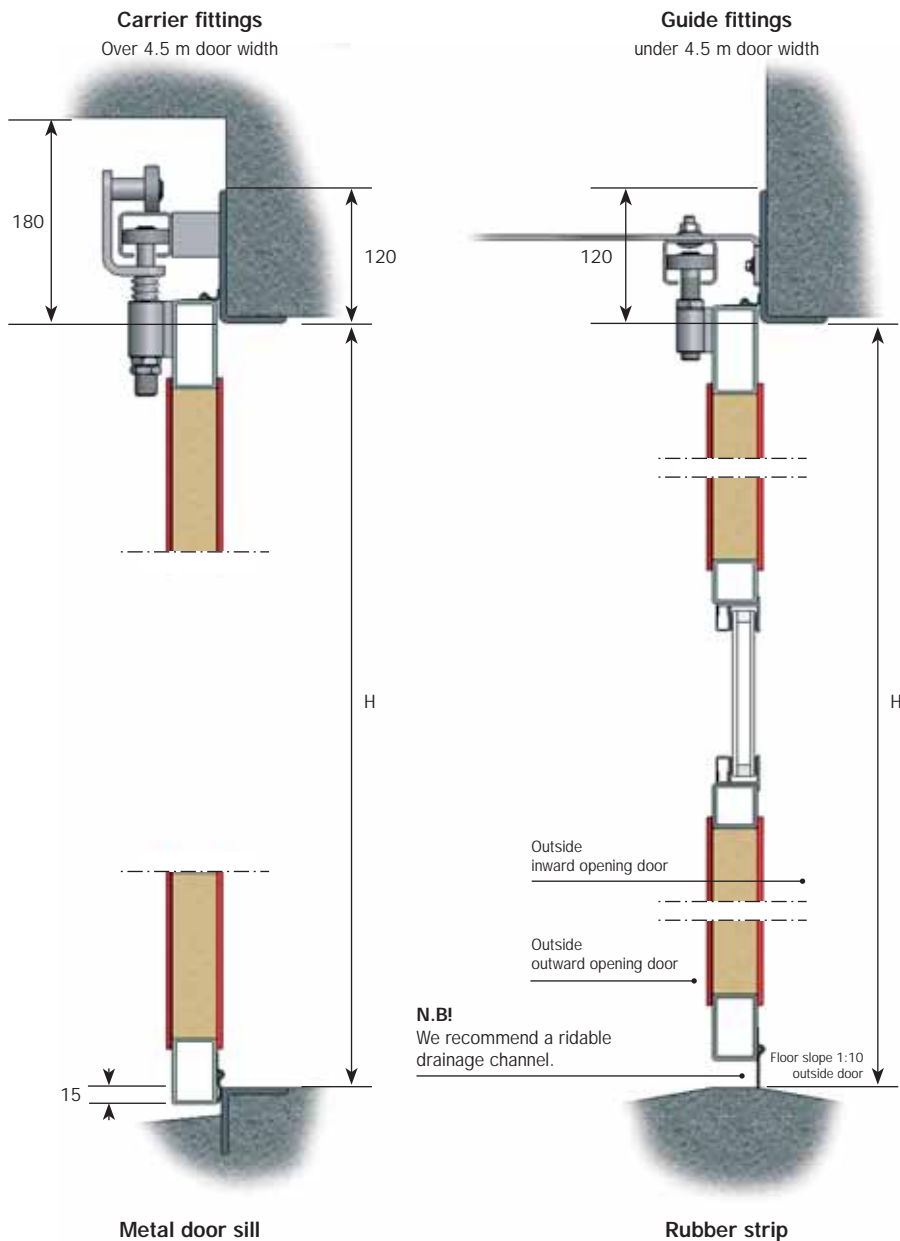


Electrically operated folding door with inside opening. Drawstring operation. Colour signal red 16.



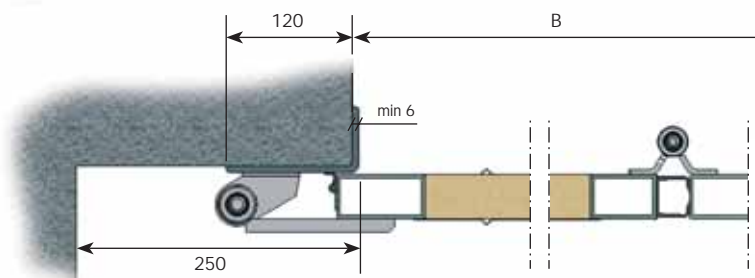
Workshop doors, highly insulated performance (see brochure Termo doors), colour zinc grey.

Facts



Metal door sill
For outward opening doors

Rubber strip



EAB doors include: Folding doors, Side hung doors, Finishing doors, Termo doors, Rolling gates, Swing gates, Designline, Entrance doors, Thermo windows and Fire doors.



S-333 33 SMÅLANDSSTENAR
PHONE +46 371-340 00 FAX +46 371-312 25
E-MAIL info@eab.se INTERNET www.eab.se

Design

The EAB heavy duty Steel Folding Doors are frame built, withstand tough conditions and can even be straightened. They are available as 2-, 3-, 4- or 6-section doors, with manual or electrical operation.

Door leaves

The frame is made of hot galvanized square-type tubing steel, covered with hot galvanized or painted EAB-profile sheet steel.

Insulation

Intermediate insulation of 40 or 60 mm mineral wool, density 80 kg/m³.

Fittings

- Lubrication free and welded hinges.
- Ball bearing guide or carrier fittings, which run in C-sections.
- Centre guide lip in the floor.
- Inside espagnolette lock. DEJO 55100. The espagnolettes are equipped with padlock loops.
- The doors may well be used with a door section for pedestrians and a standard lock ASSA 410-50 (excl. cylinder), and hand grip 640 N.

Glazing

The doors are supplied with D4-12 insulation panes fitted in robust strips of natural anodized aluminium.

Sealing

All the sealing strips are screwed to the door frames between the sections, against door posts and floor.

Surface finish

Alt. 1: Hot galvanized door leave frame and sheet-steel covering.

Alt. 2: Hot galvanized door leave frame covered with sheet steel, painted according to separate colour chart.

Alt. 3: Paint treatment on the hot galvanized door leave and sheet steel according to separate paint programme.

Door cases

EAB manufactures and stocks door cases made of U- und L-sections and of square-type tubular steel.

The EAB doors are CE-approved according to the Construction Products Directive (89/106/EEG) and the Machine Directive (89/392/EEC) and the door standard SS-EN 13241-1.